






09:00 - 10:00	10:00 - 11:00	11:00 - 12:00	13:00 - 14:00	14:00 - 15:00	
READING	WRITING	MATHS	PROJECT	RE	STORY TIME
<p>THIS WORK WILL NEED TO BE SENT TO YOUR CLASS TEACHER </p> <p>Ditty Group Watch video here.</p> <p>Red Group Watch video here. Click here to read 'In the Mud'.</p> <p>Purple Group Watch video here. Click here to read 'Elvis'.</p> <p>Pink Group Watch video here. Click here to read 'Tab's Kitten'.</p> <p>Orange Group Watch video here. Click here to read 'Look Out!'.</p> <p>Yellow Group Watch video here. Click here to read 'Do we have to keep it?'.</p> <p>Please log into Bug Club to read a book. Please read this book several times with an adult.</p> 	<p>THIS WORK WILL NEED TO BE SENT TO YOUR CLASS TEACHER </p> <p>The day the crayons quit.</p> <p>In this lesson you will be learning how to use a prefix and verbs.</p>	<p>THIS WORK WILL NEED TO BE SENT TO YOUR CLASS TEACHER </p> <p>Applying 'make ten' to differences (Part 2)</p> <p>In this lesson, you will continue using the 'make ten' strategy to find the differences between numbers.</p> <p>Independent Task Complete worksheet here.</p>	<p>THIS WORK WILL NEED TO BE SENT TO YOUR CLASS TEACHER </p> <p>How can I describe an object?</p> <p>In this lesson, we will be learning about different properties of materials. We will be identifying different objects and describing the properties of the materials they are made from.</p> <p>Project Feedback Click here.</p> <p>Project Feedback Worksheet.</p>	<p>How do Jews express their faith today?</p> <p>In this lesson we will learn more about the different ways that Jews express their faith today.</p>	<p>Fantastic Mr Fox Chpts 14 and 15.</p> <p>Read by Mrs Cassel</p>

Please photograph your work and send it to your class teacher using your class email address by 4:00pm for marking and feedback.

1hepworth@williambyrd.school | 1khalo@william.school | 1monet@williambyrd.school