






09:00 - 10:00	10:00 - 11:00	11:00 - 12:00	13:00 - 14:00	14:00 - 15:00	
READING	WRITING	MATHS	PROJECT	MUSIC	STORY TIME
<p>THIS WORK WILL NEED TO BE SENT TO YOUR CLASS TEACHER </p> <p>Ditty Group Watch video here.</p> <p>Red Group Watch video here. Click here to practice your words.</p> <p>Purple Group Watch video here. Click here to practice your words.</p> <p>Pink Group Watch video here. Click here to practice your words.</p> <p>Orange Group Watch video here. Click here to practice your words.</p> <p>Yellow Group Watch video here. Click here to practice your words.</p> <p>Please log into Bug Club to read a book. Please read this book several times with an adult.</p> 	<p>THIS WORK WILL NEED TO BE SENT TO YOUR CLASS TEACHER </p> <p>To role play a set of instructions</p> <p>In this lesson, we will be using role play to give instructions clearly and precisely.</p>	<p>THIS WORK WILL NEED TO BE SENT TO YOUR CLASS TEACHER </p> <p>Measuring time in minutes and seconds</p> <p>In this lesson, you will be learning how many seconds there are in a minute.</p> <p>Independent Task Complete this worksheet.</p>	<p>THIS WORK WILL NEED TO BE SENT TO YOUR CLASS TEACHER </p> <p>How have toys changed? (Part1)</p> <p>In this lesson, we will be learning about some of the ways in which toys have changed over time. We will be learning about the differences between wooden, plastic and electronic toys and will also look at some examples of each. You will need a piece of paper and a pencil.</p>	<p>Music Lesson 1 with Ms Chambers.</p>	<p>Fantastic Mr Fox: Chapter 3</p> <p>Read by Mrs Cassel</p>

Please photograph your work and send it to your class teacher using your class email address by 4:00pm for marking and feedback.

1hepworth@williambyrd.school | 1khalo@williambyrd.school | 1monet@williambyrd.school