











| 09:00 - 10:00 | 10:00 - 11:00 | 11:00 - 12:00 | 13:00 - 14:00 | 14:00 - 15:00 | |
|---|--|---|--|--|---|
| READING | WRITING | MATHS | WRITING | MUSIC | STORY TIME |
| <p>THIS WORK WILL NEED TO BE SENT TO YOUR CLASS TEACHER </p> <p>Please read your email to check which group your child is in.</p> <p>Please click on the video lessons below:</p> <ul style="list-style-type: none">  AB video lesson  Ditty video lesson  Red video lesson  Green video lesson Tom and Tim PDF  Pink video lesson  Orange video lesson Playday PDF | <p>THIS WORK WILL NEED TO BE SENT TO YOUR CLASS TEACHER </p> <p>To deepen an information text through role play</p> <p>In this lesson we deepen our understanding of the information by getting into role.</p> | <p>THIS WORK WILL NEED TO BE SENT TO YOUR CLASS TEACHER </p> <p>To subtract by counting back using a number line</p> <p>In this lesson you will learn how to use 'first, then, now' stories to subtract by counting back, using a number line.</p> <p><u>Independent Task</u></p> <p>Complete this worksheet.</p> | <p>THIS WORK WILL NEED TO BE SENT TO YOUR CLASS TEACHER </p> <p>To add 's' to make nouns plural</p> <p>In this lesson we explore nouns and how we can change them from a singular to a plural by adding 's'.</p> | <p>Rhythm and pulse</p> <p>In this lesson, we will learn the difference between pulse and rhythm and how to learn to and repeat short rhythmic patterns.</p> | <p>Don't Eat the Teacher</p> <p>Listen to Ms Fernandes reading The Don't Eat the Teacher.</p> |

Please photograph your work and send it to your class teacher using your class email address by 4:00pm for marking and feedback.

1hepworth@williambyrd.school

1monet@williambyrd.school

1kahlo@williambyrd.school