





09:00 - 10:00	10:00 - 11:00	11:00 - 12:00	13:00 - 14:00	14:00 - 15:00	
READING	WRITING	MATHS	WRITING	RE	STORY TIME
<p><b>THIS WORK WILL NEED TO BE SENT TO YOUR CLASS TEACHER</b> </p> <p>Please read your email to check which group your child is in.</p> <p>Please click on the video lessons below:</p> <ul style="list-style-type: none"> <li><span style="display: inline-block; width: 10px; height: 10px; background-color: #cccccc; margin-right: 5px;"></span> AB</li> <li><span style="display: inline-block; width: 10px; height: 10px; background-color: #ff0000; margin-right: 5px;"></span> Red</li> <li><span style="display: inline-block; width: 10px; height: 10px; background-color: #008000; margin-right: 5px;"></span> Green</li> <li><span style="display: inline-block; width: 10px; height: 10px; background-color: #ff69b4; margin-right: 5px;"></span> Pink</li> <li><span style="display: inline-block; width: 10px; height: 10px; background-color: #ffa500; margin-right: 5px;"></span> Orange (Part 1) Orange (Part 2)</li> </ul>	<p><b>THIS WORK WILL NEED TO BE SENT TO YOUR CLASS TEACHER</b> </p> <p>To listen and respond to an information text</p> <p>In our first lesson of this unit, we will listen to and join in with an information text all about tigers.</p>	<p><b>THIS WORK WILL NEED TO BE SENT TO YOUR CLASS TEACHER</b> </p> <p>To add by counting on using a number line</p> <p>In this lesson you will learn how to use 'first, then, now' stories to add by counting on, using a number line.</p> <p>Complete this <a href="#">worksheet</a>.</p>	<p><b>THIS WORK WILL NEED TO BE SENT TO YOUR CLASS TEACHER</b> </p> <p>To tell an information text from memory</p> <p>In this lesson we create an information map and 'step' the information.</p>	<p>What is the Christian place of worship?</p> <p>In this lesson we are going to be looking at the features of a Church.</p> <p>We will be looking at the appearance of some churches and what they are like inside. We will be looking at each feature of a church and what they are used for.</p>	<p>The Paper Dolls</p> <p>Listen to Mrs Green reading The Paper Dolls by Julia Donaldson.</p>

Please photograph your work and send it to your class teacher using your class email address by 4:00pm for marking and feedback.

1hepworth@williambyrd.school

1monet@williambyrd.school

1kahlo@williambyrd.school