






09:00 - 10:00	10:00 - 11:00	11:00 - 12:00	13:00 - 14:00	14:00 - 15:00	
READING	WRITING	MATHS	PROJECT	MUSIC	STORY TIME
<p>THIS WORK WILL NEED TO BE SENT TO YOUR CLASS TEACHER </p> <p><u>Ditty Group</u> <a href="#">Watch video here.</a></p> <p><u>Red Group</u> <a href="#">Watch video here.</a></p> <p><u>Green Group</u> <a href="#">Watch video here.</a> <a href="#">Green PDF</a></p> <p><u>Pink Group</u> <a href="#">Watch video here.</a> <a href="#">Pink PDF</a></p> <p><u>Orange Group</u> <a href="#">Watch video here.</a> <a href="#">Orange PDF</a></p> <p>Please log in to <a href="#">Bug Club</a>. Please read this book several times with an adult.</p> 	<p>THIS WORK WILL NEED TO BE SENT TO YOUR CLASS TEACHER </p> <p>To write an information text (Part 1)</p> <p>In this lesson we are going to write our own information piece. We will focus on the introduction and identification.</p>	<p>THIS WORK WILL NEED TO BE SENT TO YOUR CLASS TEACHER </p> <p>To use the 'Make ten' strategy to add two 1-digit numbers (Part 2)</p> <p>In this lesson you will practise using the 'Make ten' strategy to solve addition equations.</p> <p><u>Independent Task</u> <a href="#">Complete this worksheet.</a></p>	<p>THIS WORK WILL NEED TO BE SENT TO YOUR CLASS TEACHER </p> <p><a href="#">What is the difference between deciduous and evergreen trees?</a></p> <p>In this lesson, we will be learning about different types of trees. There are two types of trees, deciduous and evergreen. We will be analysing their leaves and the key differences in their appearance.</p>	<p>Rhythms</p> <p>In this lesson, we will learn to read and write our songs using rhythmic notation.</p>	<p><a href="#">Smiley Shark</a></p> <p>Read by Ms Dabinett</p>

Please photograph your work and send it to your class teacher using your class email address by 4:00pm for marking and feedback.

1hepworth@williambyrd.school | 1khalo@williambyrd.school | 1monet@williambyrd.school