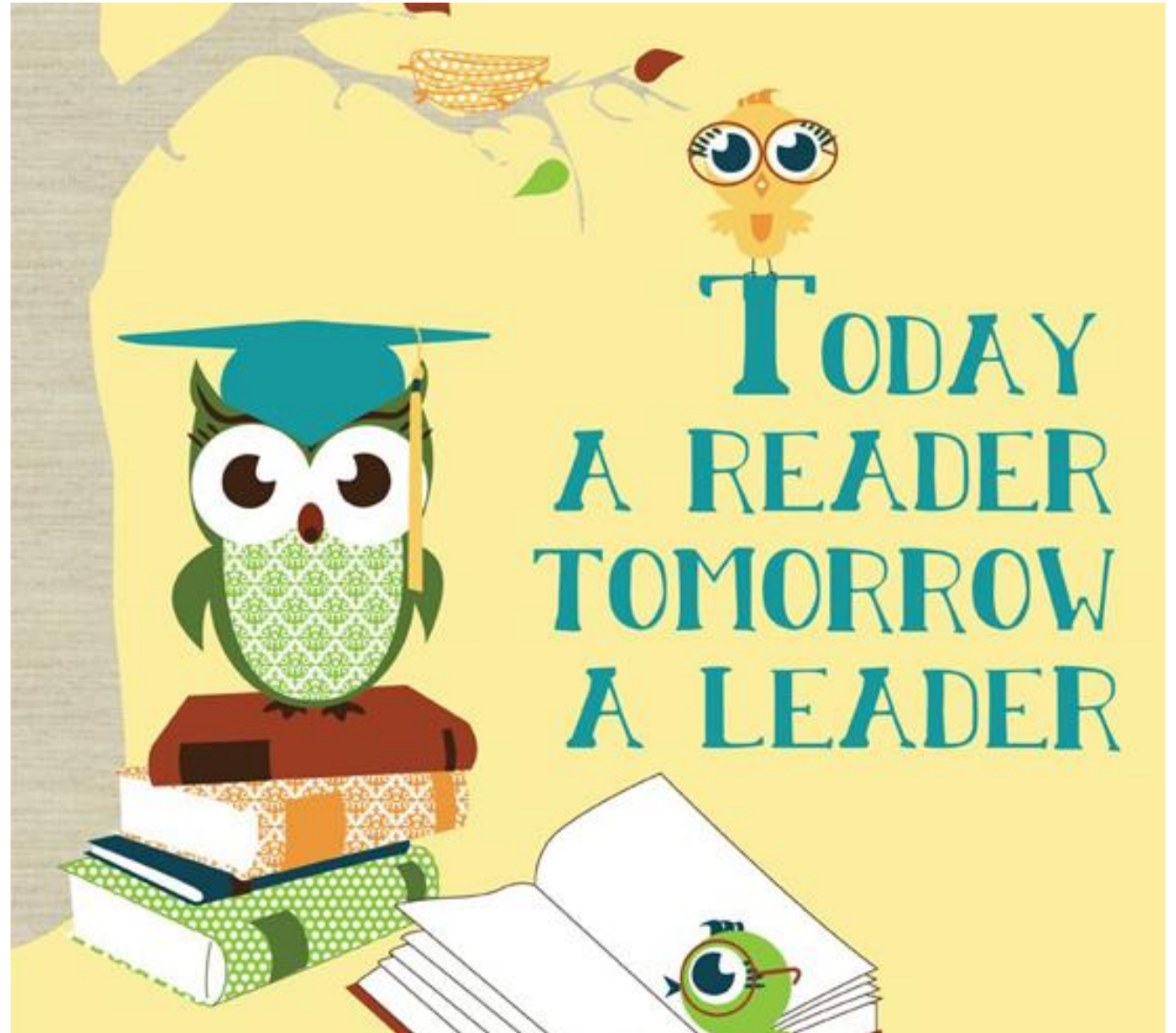




PARENT WORKSHOP: YEAR 1 PHONICS CHECK

CONTENTS

- The Power of Reading
- The Teaching of Reading:
- Phonics
- Year 1 Phonics Screening



**THE MORE YOU
READ THE
MORE THINGS
YOU KNOW.**



**THE MORE THAT
YOU LEARN THE
MORE PLACES
YOU'LL GO.**

teachbesideme.com

-Dr. Seuss






























THE POWER OF READING

Reading enjoyment has been reported as more important for children's educational success than their family's socio-economic status (OECD, 2002).

Learning to read is hard work for the brain, and gets harder as you get older.

Early attainment in reading is linked to longer life expectancy, better health, and higher incomes.

Speed Sounds Set 1

m 	a 	s 	d 	t 
i 	n 	p 	g 	o 
c 	k 	u 	b 	f 
e 	l 	h 	sh 	r 
j 	v 	y 	w 	th 
z 	ch 	qu 	x 	ng nk

THE TEACHING OF READING: PHONICS

Early Reading approach

Decode letters

Red words and green words

Speed sounds

at

dad

mat

the

the



Speed Sounds Set 2

ow


blow snow

low show

know slow

PHONICS

Complex Speed Sounds											
Consonant sounds											
f	l	m	n	r	s	v	z	sh	th	ng	
ff	ll	mm	nn	rr	ss	ve	zz	ti			
ph	le	mb	kn	wr	c	ce	se	ci			
b	c	d	g	h	j	p	qu	t	w	x	y
bb	k	dd	gg		g	pp		tt	wh		
ck					ge						
ch					dge						
Vowel sounds											
a	e	i	o	u	ay	ee	igh	ow			
	ea				ā-e	y	i-e	ō-e			
					ai	ea	ie	oa			
						e	i	o			
							y				
oo	oo	ar	or	air	ir	ou	oy	ire	ear	ure	
ū-e			oor	are	ur	ow	oi				
ue			ore		er						
ew			aw								
			au								



READ WRITE INC. PHONICS

PICTURE PHRASES AND SPEED SOUNDS

ay



may i play?

aw



down at dawn

1. aw, rise, low, stress, down, rise.
2. aw, low, down, rise.

14

ship



'SPECIAL FRIENDS' AND 'FRED TALK'



ched



sheb



glight



teb

NONSENSE WORDS

Read Write Inc. Stage ICAN...	Reading book band Colour WE CAN...
<i>Learning individual sounds and building words</i>	Lilac
	Pink
Ditty stage -- reading a few words together	Red
Green Stage	Yellow
Purple Stage	Blue
Pink Stage	Green
Orange Stage	Orange
Yellow Stage	Turquoise
Blue Stage	Purple
Grey Stage	Gold
<i>Comprehension Activities (no longer on Read Write Inc 'I Can..' books)</i>	White
	Black

READ WRITE INC. BOOKS & OXFORD READING TREE BOOK BANDS

WHAT IS THE YEAR 1 PHONICS CHECK?

Screening check:

First name	
Last name	

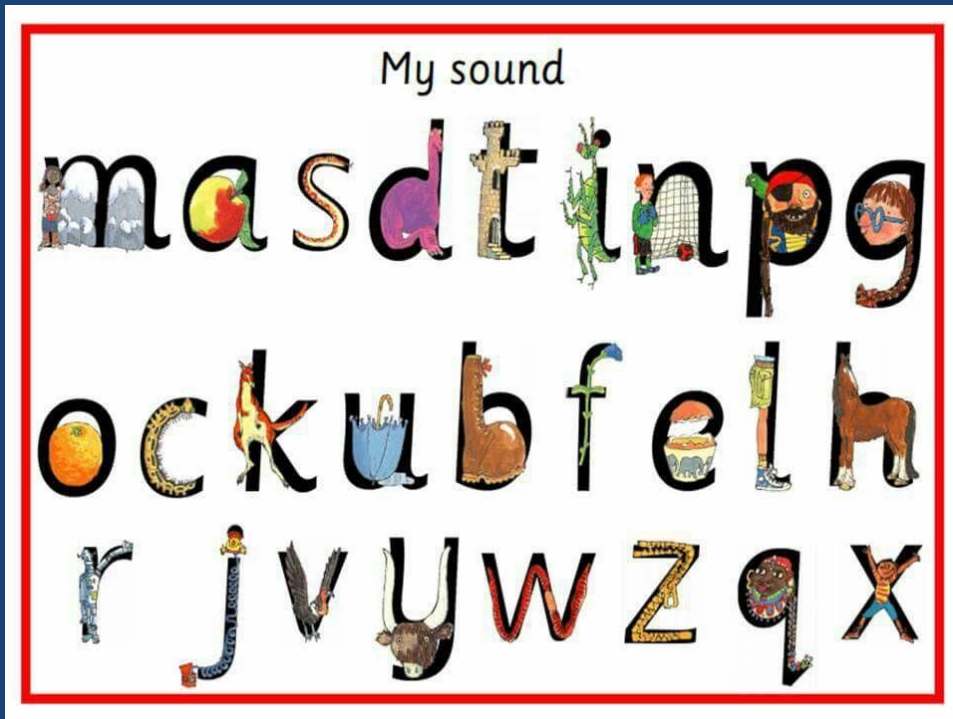
- The phonics screening check is taken individually by all children in Year 1 in England. It is designed to give teachers and parents information on how your child is progressing in phonics.
- It will help to identify whether your child needs additional support at this stage so that they do not fall behind in this vital early reading skill.

WHAT IS THE YEAR 1 PHONICS CHECK?

- Pupils develop the confidence to offer ideas and then reshape them in the light of other contributions.
- Deepens their understanding, shifting their ideas, thinking together as a group and moving comprehension forwards.
- Make links between events in book and children's own lives.
- Ask questions and make predictions.
- Draw comparisons and understand context.



WHAT IS IN THE YEAR 1 PHONICS CHECK?



- There are two sections in this 40-word check and it assesses phonics skills and knowledge learned through Reception and Year 1.
- Your child will read up to four words per page for their teacher and they will probably do the check in one sitting of about 5-10 minutes.

WHAT DOES IT LOOK LIKE?

Check 1

Section 2

moat

shape

hair

crate

Check 1

Section 1

stip



prool



darps



thand



WHAT SORT OF CHECK IS IT AND IS IT COMPULSORY?

- It is a school-based check to make sure that your child receives any additional support promptly, should they need it.
- It is not a stressful situation as the teacher will be well-equipped to listen and understand your child's level of skills.
- It is compulsory that all Year 1 children take it.
- There will be a few practice words first to make sure your child understands the activity.



WHAT DOES IT CHECK?

- It checks that your child can:
- Sound out and blend graphemes in order to read simple words.
- Read phonically decodable one-syllable and two-syllable words, e.g. cat, sand, windmill.
- Read a selection of nonsense words which are referred to as pseudo words.



HOW DOES MY CHILD PASS?

- Children decode and blend sounds in 40 words.
- The words get more difficult as the test progresses.
- Some of these words have two syllables.
- The pass mark is 32.
- You received your child's current score at their last practice test last week.
- Your child will re-sit the check the following summer when they are in year 2.

WHAT ARE NONSENSE OR PSEUDO WORDS AND WHY ARE THEY INCLUDED?

- These are words that are phonically decodable but are not actual words with an associated meaning e.g. brip, snorb. Pseudo words are included in the check specifically to assess whether your child can decode a word using phonics skills and not their memory.

frab

glab

plab

WHEN IS THE PHONICS CHECK?

- The phonics check for the children will take place next term the
- Week Beginning 6th June 2022.
- You will received the results in your child's report at the end of the year.



WHAT SHOULD I DO IF MY CHILD IS STRUGGLING TO DECODE A WORD?

- Say each sound in the word from left to right.
- Blend the sounds by pointing to each letter, i.e. /b/ in bat, or letter group, i.e. /igh/ in sigh, as you say the sound, then run your finger under the whole word as you say it.
- Talk about the meaning if your child does not understand the word they have read.
- Work at your child's pace.
- Always be positive and give lots of praise and encouragement.



PRACTISE


light

Special friends igh

Fred talk l igh t

PRACTISE

darp



Special friends **ar**

Fred talk **d** **ar** **p**

PRACTISE

flower

Special friends ow & er

Fred talk f l ow er

WHAT CAN I DO TO HELP MY CHILD PREPARE?

Practise going through the sounds with my child (Easter Homework)

Play games – these can be on the ipad or tablet,

You could write real and nonsense words on post its

Nonsense words and pictures

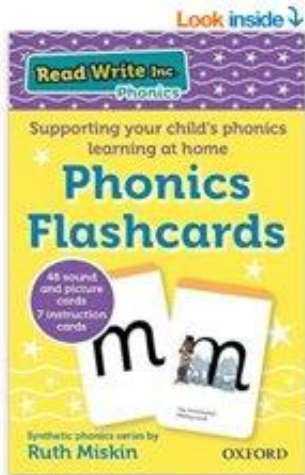
Homework set at school – encourage your child to practise reading these words.

WHAT ELSE CAN I DO?

- Read every day with your child – reading for pleasure session with Harlington library this Friday 29th.
- Combine and alternate reading for pleasure/shared reading with reading school set texts
- Read RWI using Oxford Owl or paper texts sent home
- Read banded books using paperback that comes home
- Refer to 'special friends' and 'Fred talk' with your child
- Practise reading sounds with your child



WHAT ELSE CAN I DO?



Read Write Inc. Home: Phonics Flashcards Cards – 6 Sep 2007

by Ruth Miskin (Author), Tim Archbold (Illustrator)

★★★★★ 872 ratings

See all 2 formats and editions

Cards
£4.54

7 Used from £1.61

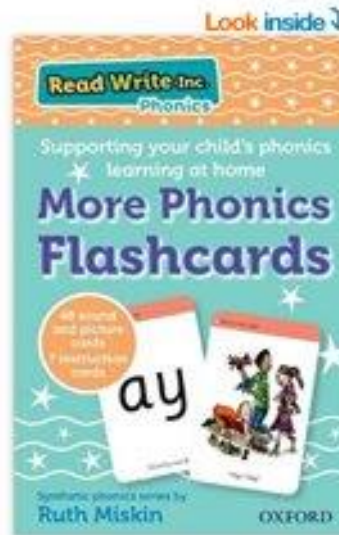
12 New from £3.44

Get it Fri, 13 Mar. with FREE delivery.

Get it Tomorrow if you order within 14 hrs 10 mins and choose faster delivery at checkout.

Note: This item is eligible for **click and collect**. Details

Read Write Inc. Phonics Flashcards are a great way to introduce the letters and sound words - the 'Speed Sounds'. The cards feature all 31 Set 1 Speed Sounds and comes enable children to learn phonics and decode words easily. Full colour illustrations and



Read Write Inc. Phonics: Home More Phonics Flashcards Cards – 3 Jan 2008

by Ruth Miskin (Author), Tim Archbold (Illustrator)

★★★★★ 461 ratings

See all 2 formats and editions

Cards
£5.83

4 Used from £5.62

12 New from £5.58

Get it Fri, 13 Mar. with FREE delivery.

Get it Tomorrow if you order within 14 hrs 11 mins and choose faster delivery at checkout. Details

Note: This item is eligible for **click and collect**. Details

- The starting point of Ruth Miskin's popular *Read Write Inc* phonic teaching programme
- Speed Sound Flashcards introduce the sounds and the corresponding graphemes (letters), to enable children to decode words easily so they are ready to read the storybooks.

FREE VIDEO TUTORIALS RUTHMISKIN.COM



ONLINE RESOURCES AVAILABLE

- Ruth Miskin Parents' Page:
 - <http://www.ruthmiskin.com/en/parents/>
 -
- Ruth Miskin Facebook:
 - <https://www.facebook.com/miskin.education>
 -
- Free e-books for home reading:
 - <http://www.oxfordowl.co.uk/Reading/>

The background of the slide is a dense field of 3D question marks. Most are dark grey, but one in the lower center is bright yellow. A solid blue horizontal banner is positioned across the middle of the image.

ANY QUESTIONS?