





09:00 – 09:45	09:45 – 10:30	10:45 – 11:30	11:30 - 12:15	13:00 – 14:00	14:00 - 14:30
PHONICS	WRITING	MATHS	PROJECT	MUSIC	STORY TIME
<p><b>THIS WORK WILL NEED TO BE SENT TO YOUR CLASS TEACHER</b> </p> <p>Please click on the links below for your phonics lesson today:</p> <p><b>A B</b> <a href="#">Watch this video.</a></p> <p><b>Ditty</b> <a href="#">Watch this video.</a></p> <p><b>Red</b> <a href="#">Watch this video.</a></p> <p><b>Green</b> <a href="#">Watch this video.</a></p> <p><b>Pink</b> <a href="#">Watch this video.</a></p> <p>Please log into <a href="#">Bug Club</a> to read a book. Please read this book several times with an adult.</p> 	<p><b>THIS WORK WILL NEED TO BE SENT TO YOUR CLASS TEACHER</b> </p> <p><a href="#">To draw and write about the character from the story</a></p> <p>In this lesson you will be following along with Mrs Wegrzyn and editing the writing from previous lesson.</p> <p>Complete your task and send us your work.</p>	<p><b>THIS WORK WILL NEED TO BE SENT TO YOUR CLASS TEACHER</b> </p> <p><a href="#">To apply knowledge of one more and one fewer Lesson 2</a></p> <p>In today's lesson you will continue to apply knowledge of one more and one fewer using a number line and a bead string to consolidate understanding.</p> <p><a href="#">Maths Activities at Home</a></p> <p>To supplement your child's Maths Learning for a day please choose an activity from the list.</p>	<p>In today's 1st part of the lesson, you will learn about friendship. In this lesson, you will think about who your friends are and what things we can do to be a good friend.</p> <p>Watch and join in with the video: <a href="#">To listen to a story.</a></p> <p>In today's 2nd part of the lesson, you will join Miss Sidenius to learn about what it means to be kind and how we can be kind to others.</p> <p>Watch and join in with the video: <a href="#">To understand how I can be kind to my friends.</a></p>	<p><a href="#">Me and my family (Part 1)</a></p> <p>In today's lesson uses the theme of family units to further explore the singing voice and to develop a strong sense of pulse.</p>	<p>Listen to "<a href="#">The Giraffe who go a Knot</a>" read by Mrs Roberts.</p>

Please photograph your work and send it to your class teacher using your class email address by 4:00pm for marking and feedback.

[rosen@williambyrd.school](mailto:rosen@williambyrd.school) | [rdonaldson@williambyrd.school](mailto:rdonaldson@williambyrd.school)