






09:00 – 09:45	09:45 – 10:30	10:45 – 11:30	11:30 - 12:15	14:00 - 14:30
PHONICS	WRITING	MATHS	PROJECT	STORY TIME
<p>THIS WORK WILL NEED TO BE SENT TO YOUR CLASS TEACHER </p> <p>Our sound today is ‘t’ Watch this video</p>	<p>THIS WORK WILL NEED TO BE SENT TO YOUR CLASS TEACHER </p> <p>Watch the Oak National video of the story ‘Three Billy Goats Gruff’ and complete the activity.</p>	<p>THIS WORK WILL NEED TO BE SENT TO YOUR CLASS TEACHER </p> <p>Watch the Oak National video about creating patterns with shapes and complete the activity.</p> <p>Have a look below for the lesson worksheet.</p> <p>If you do not have a printer please draw them on a piece of paper or get your child to talk through the worksheet.</p>	<p>Today can you use items around your home to make a den. What have you used to make your den? How many blankets did you use for your den?</p> 	<p>Hugless Douglas goes to little school read by Mrs Ferriera</p> 


Please photograph your work and send it to your class teacher using your class email address by 4:00pm for marking and feedback.

nursery@williambyrd.school

Maths

Creating patterns with shapes

Zara Simpson and Lydia Cuddy-Gibbs



OAK
NATIONAL
ACADEMY

Use the template below or a piece of paper to create patterns with shapes



--	--	--	--	--	--	--	--	--	--

--	--	--	--	--	--	--	--	--	--

Can you create your own pattern using 3 of the shapes?

--	--	--	--	--	--	--	--	--	--

